



> WOMEN'S HEALTH

Specula Lighting Systems

> Specula Lighting Systems _____ 144

Vaginal Specula

> KleenSpec Vaginal Specula _____ 145

> KleenSpec Vaginal Specula with Attached Sheath _____ 145

> KleenSpec Vaginal Specula with Smoke Tube _____ 146

> KleenSpec Economy Series _____ 146

> KleenSpec Storage Systems _____ 146

Colposcope

> Video Colposcope _____ 147

Image Management

> Image Management _____ 148



59001 KleenSpec
590 Series Disposable
Vaginal Specula, Medium

79900 KleenSpec
Disposable Vaginal
Specula Cordless
Illuminator

Cordless Specula Lighting Systems

Designed with enhanced unique new features.

- > Advanced LED light source provides improved visualization of the exam area by supplying brighter, whiter light
- > No cord to get in the way during procedures
- > Automatically illuminates upon insertion of the illuminator and once it is removed the light goes off
- > Use your Cordless Illumination System as an all purpose light source as well as with the KleenSpec® Disposable Vaginal Speculum

- 79910** Complete KleenSpec® Disposable Vaginal Specula Cordless Illuminator with Charging Station
- 79920** Complete KleenSpec Disposable Vaginal Specula Cordless Illuminator with Charging Station and Auxiliary Power Cord
- 79900** KleenSpec Disposable Vaginal Specula Cordless Illuminator
- 73910** Charging Station for Cordless Illuminator
- 75910** Auxiliary Power Cord Accessory for Cordless Illuminator

Specula Lighting Systems

- 78810** KleenSpec Disposable Vaginal Specula Illumination System—Light Handle with Integrated On/Off Switch and Transformer
- 78800** Light Handle with On/Off Switch only
- 73410** Transformer with 5 ft Cord
- 58010** Disposable Sheaths (25/box, 5 boxes/case)
- 08800-U** 4.6 V Halogen Replacement Lamp for 78810 Illumination System



08800-U
Halogen Lamp

78800 Light Handle with
On/Off Switch Only

73410 Transformer
with 5 ft Cord

KleenSpec® Vaginal Specula

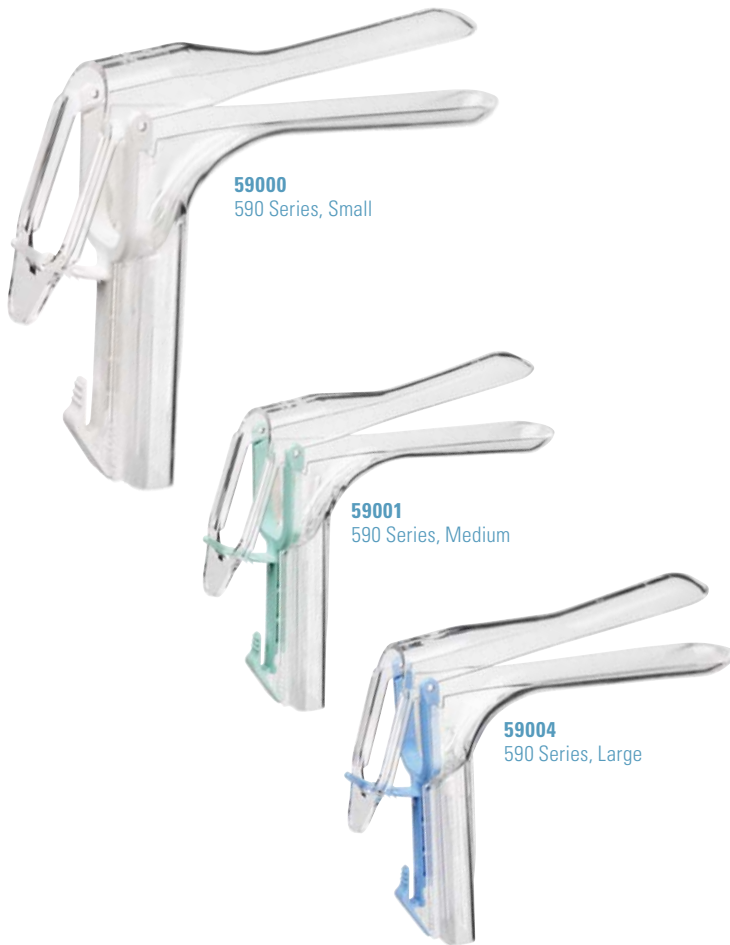
Welch Allyn's single-use specula eliminate the time and expense of reprocessing and reduce the chance of cross-contamination. Each speculum is designed and manufactured to set a new standard in durability and reliability.

- > Newly designed light pipe provides a homogeneous spot and eliminates glare back
- > New wider handle provides improved ergonomics, better balance, and is much easier to manipulate during exams
- > Smooth, molded acrylic will not pinch or bind tissue for greater patient comfort during the exam
- > The new 590 Series KleenSpec® Vaginal Speculum is compatible with the new cordless illumination system (catalog # 79910) as well as the current illumination system (catalog # 78810)

59000 KleenSpec 590 Series Disposable Vaginal Specula, Small (case of 96)

59001 KleenSpec 590 Series Disposable Vaginal Specula, Medium (case of 96)

59004 KleenSpec 590 Series Disposable Vaginal Specula, Large (case of 76)



59000
590 Series, Small

59001
590 Series, Medium

59004
590 Series, Large

KleenSpec® Vaginal Specula with Attached Sheath

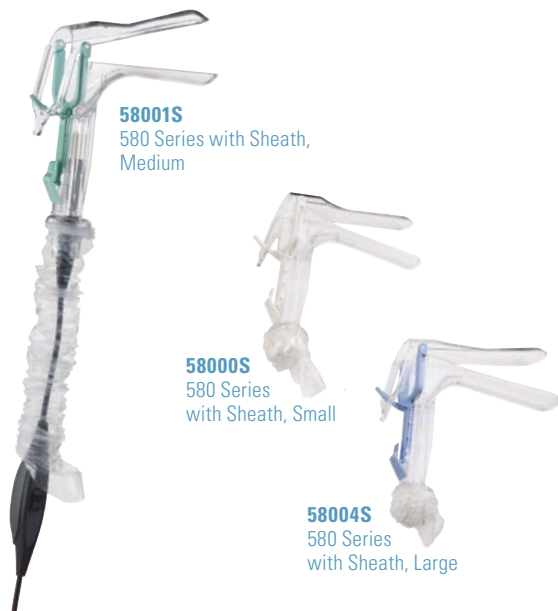
Reduces the risk of illuminator contamination.

- > Preattached sheath easily pulls down over the Welch Allyn illumination system
- > The deployed sheath protects the light cord from cross-contamination
- > Unique Welch Allyn high-quality molded acrylic for patient comfort and reliability

58000S KleenSpec 580 Series Disposable Vaginal Specula with Sheath, Small (case of 80)

58001S KleenSpec 580 Series Disposable Vaginal Specula with Sheath, Medium (case of 80)

58004S KleenSpec 580 Series Disposable Vaginal Specula with Sheath, Large (case of 60)



58001S
580 Series with Sheath,
Medium

58000S
580 Series
with Sheath, Small

58004S
580 Series
with Sheath, Large

78810
KleenSpec
Illumination
System



59005
KleenSpec
590 Series
Disposable Vaginal
Specula with Smoke
Evacuator Tube, Small

KleenSpec® Vaginal Specula with Smoke Tube

For smoke evacuation during electrosurgical procedures.

- > Built-in smoke evacuation channel that assures a clear view
- > Unique integrated light source
- > Convenient single-use disposable for patient safety
- > Excellent visibility—transparent blades allow full visualization of the exam area
- > Smooth, molded acrylic will not pinch or bind tissue for greater patient comfort during exams
- > Easy one-handed operation provides multiple settings with positive locking positions

59005 KleenSpec 590 Series Disposable Vaginal Specula with Smoke Evacuator Tube, Small (case of 48)

59006 KleenSpec 590 Series Disposable Vaginal Specula with Smoke Evacuator Tube, Medium (case of 48)



58600
KleenSpec
586 Series Disposable
Vaginal Specula, Small

KleenSpec® Economy Series

Integrated illumination in an economical package.

- > No sharp edges with this quality economy line
- > Expendable illuminator can be re-sterilized 50 times before disposal
- > No need for bulky, low-quality exam lights

58600 KleenSpec 586 Series Disposable Vaginal Specula, Small (case of 100)

58601 KleenSpec 586 Series Disposable Vaginal Specula, Medium (case of 100)

78600 Expendable Illuminator for Vaginal Specula (6/box, 6 box/case)



78820
KleenSpec
Illumination Storage System

KleenSpec® Storage Systems

The convenient KleenSpec Illumination Storage System mounts directly in an exam room to organize the illuminator, cords and extra lamps. The Vaginal Specula Storage Dispenser keep multiple specula handy.

78820 KleenSpec Illumination Storage System

58014 KleenSpec Vaginal Specula Storage Dispenser



58014
KleenSpec Vaginal Specula
Storage Dispenser



89000A
Video Colposcope
with Swing Arm

88000A
Video Colposcope with
Vertical Stand

Video Colposcope

Offer more complete care with true video colposcopy combining light, power and video for high-resolution imaging, superior diagnostics and information management.

- > The direct-to-screen colposcope gives you full-screen, high-resolution images with no couplers or beam splitters to degrade image quality or field of view
- > Welch Allyn Solarc® lighting generates 50% whiter, brighter light for true tissue color
- > Push button on-screen magnification index
- > Unique polarization filter removes glare for accurate tissue assessment
- > Electronic green filter removes red from image with no light loss
- > A variety of documentation options are available

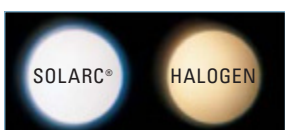
- 88000A** Video Colposcope with Vertical Stand
- 89000A** Video Colposcope with Swing Arm
- 88001A** Video Colposcope with Vertical Stand and Monitor
- 89001A** Video Colposcope with Swing Arm and Monitor
- 88007** Video Colposcope with Vertical Stand, Monitor, Dust Cover and Replacement Lamp

Video Colposcope Accessories

- 65176** Sony® 14 inch LCD Monitor
- 88010** Cervical Model
- 88040** Dust Cover for Vertical Stand Video Colposcope
- 89040** Dust Cover for Swing Arm Video Colposcope
- 09800-U** Replacement Solarc Lamp Assembly for Video Colposcope

Printers and Accessories

- 65189** Sony® UP20 Color Video Printer
- 65172** JVC® S-VHS Recorder
- 88500** RS-232 Interface Cable (replacement)
- 88600** S-Video Cable (replacement)
- 65164** FS-20 Foot Switch (one function)
- 65184** UPC 21S Print Pack—
3 sets of 80 prints with ink cartridges
(for UP20 printer model)



Welch Allyn Solarc lighting generates 50% whiter, brighter light for true tissue color



The direct-to-screen colposcope gives you full-screen, high-resolution images with no couplers or beam splitters to degrade image quality or field of view



88802
Image Capture System
for Laptop PC

MINIMUM SYSTEM REQUIREMENTS:

- 800 MHz Processor
- 256 MB RAM
- IEEE 1394 Port or PCMCIA/PCI Card Slot
- RS-232 Port (for direct communication with video colposcope)
- 20 GB Hard Drive Space (for image storage)
- Monitor 1024 x 768 resolution—256 color minimum
- Windows 2000® or XP® Operating System
- CD-ROM for software installation

Image Management

Take full advantage of your Welch Allyn Video Colposcope with this simple and affordable software-based imaging solution. It works directly with the colposcope to provide imaging documentation that can be integrated directly into your existing office technology and workflow.

- > Capture, review, print and export colposcope images quickly and easily
- > View captured images in real time—no more waiting for hard copies to print
- > Electronic image storage facilitates patient tracking and management
- > Communicates directly with the Welch Allyn Video Colposcope
- > Flexible, affordable and easy to use
- > Images are saved in standard file formats, making them easy to integrate with an existing patient management system

88801 Image Capture System for Desktop PC

88802 Image Capture System for Laptop PC